


EMK42 Series

- MEMS Clock Oscillators
- LVCMOS Output
- +2.5V Supply Voltage
- Tri-State and Power Down Options
- 4 Pad Plastic SMD Package
- 30,000 G Shock Resistance
- RoHS Compliant (Pb-Free)



ECLIPTEK[®]
CORPORATION



ELECTRICAL SPECIFICATIONS

Nominal Frequency		1.000MHz to 125MHz
Operating Temperature Range		-40°C to +85°C
Storage Temperature Range		-55°C to +125°C
Supply Voltage (V_{DD})		2.5V _{DC} ±5%
Input Current	≤ 25.000MHz	17mA Maximum
	> 25.000MHz	20mA Maximum
Frequency Tolerance / Stability	Inclusive of All Conditions: Calibration Tolerance at 25°C, Frequency Stability over the Operating Temperature Range, Supply Voltage Change, Output Load Change, 1st Year Aging at 25°C, 260°C Reflow, Shock, and Vibration	
Output Voltage Logic High (V_{OH})	I _{OH} = -8mA	90% of V _{DD} Minimum
Output Voltage Logic Low (V_{OL})	I _{OL} = +8mA	10% of V _{DD} Maximum
Rise Time / Fall Time	20% to 80% of waveform	2nSeconds Maximum
Duty Cycle	at 50% of waveform	50 ±5(%)
Load Drive Capability		15pF Maximum
Output Control Function		Tri-State or Power Down
Output Control Input Voltage	V _{IH} of 70% of V _{DD} Minimum or No Connection	Enables Output
	V _{IL} of 30% of V _{DD} Maximum	Disables Output: High Impedance State for Tri-state, Logic Low for Power Down
Standby Current		50µA Maximum
Peak to Peak Jitter (tPK)	1.000MHz to 12.287999MHz	500pSec Maximum, 200pSec Typical
	12.288MHz to 125.000MHz	250pSec Maximum, 100pSec Typical
Aging	First Year at 25°C	±1ppm Maximum
Start Up Time		50mSec Maximum

MANUFACTURER
ECLIPTEK CORP.

CATEGORY
OSCILLATOR

SERIES
EMK42

PACKAGE
PLASTIC

VOLTAGE
2.5V

CLASS
055J

REV. DATE
04/10

PART NUMBERING GUIDE

EMK42 H 2 H - 50.000M TR

FREQUENCY TOLERANCE & STABILITY/ OPERATING TEMPERATURE RANGE

G=±100ppm Maximum over -40°C to +85°C
H=±50ppm Maximum over -40°C to +85°C

DUTY CYCLE

2=50% ±5%

LOGIC CONTROL

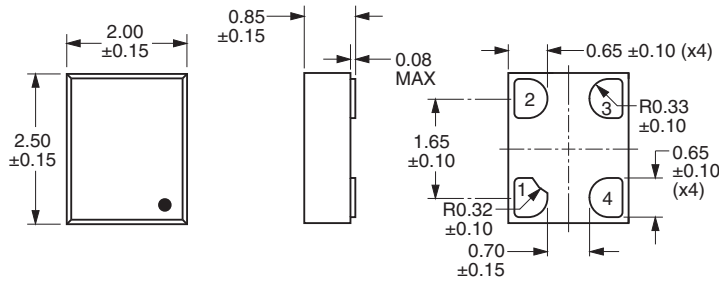
H=Tri-State (High Impedance)
J=Power Down (Logic Low)

AVAILABLE OPTIONS

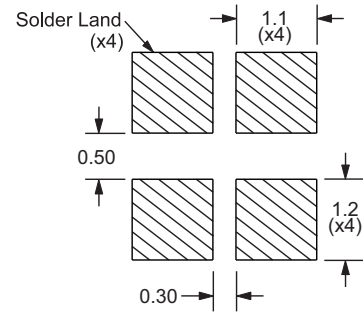
Blank=Bulk
TR=Tape & Reel

FREQUENCY

MECHANICAL DIMENSIONS ALL DIMENSIONS IN MILLIMETERS



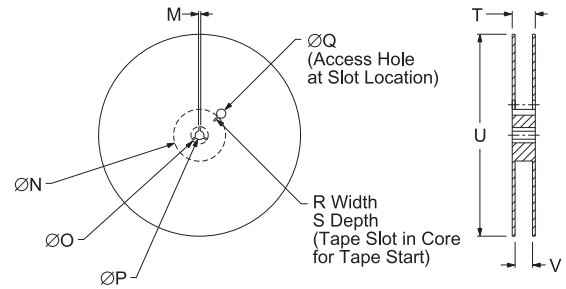
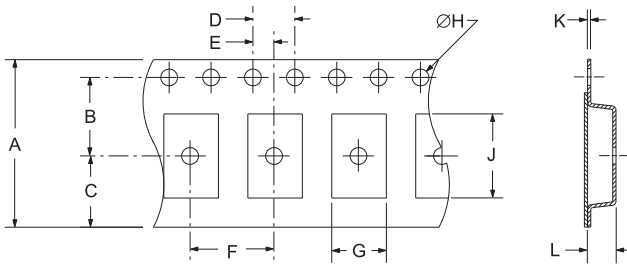
SUGGESTED SOLDER PAD LAYOUT ALL DIMENSIONS IN MILLIMETERS



Pin 1: Tri-State or Power Down Pin 2: Case Ground Pin 3: Output Pin 4: Supply Voltage

Tolerances=±0.1

TAPE AND REEL DIMENSIONS ALL DIMENSIONS IN MILLIMETERS



	A	B	C	D	E
	12.0 ±0.3	5.5 ±0.1	4.75 ±0.1	4.0 ±0.1	2.0 ±0.1
	F	G	H	J	K
	4.0 ±0.2	A0*	1.5 +.1/-0	B0*	0.3 ±0.05
				L	
					K0*

REEL	M	N	O	P	Q
	1.5 MIN	50 MIN	20.2 MIN	13.0 ±0.2	40 MIN
	R	S	T	U	V
	2.5 MIN	10 MIN	18.4 MAX	180 MAX	12.4 +2/-0
					QTY/REEL
					1,000

*Compliant to EIA 481C

ENVIRONMENTAL/MECHANICAL SPECIFICATIONS

Characteristic	Specification
ESD Susceptibility	MIL-STD-883, Method 3015, Class 2, HBM: 2000V
Flammability	UL94-V0
Mechanical Shock	MIL-STD-883, Method 2002, Condition G, 30,000G
Moisture Resistance	MIL-STD-883, Method 1004
Moisture Sensitivity Level	J-STD-020, MSL 1
Resistance to Soldering Heat	MIL-STD-202, Method 210, Condition K
Resistance to Solvents	MIL-STD-202, Method 215
Solderability	MIL-STD-883, Method 2003 (Four I/O Pads on bottom of package only)
Temperature Cycling	MIL-STD-883, Method 1010, Condition B
Thermal Shock	MIL-STD-883, Method 1011, Condition B
Vibration	MIL-STD-883, Method 2007, Condition A, 20G

MARKING SPECIFICATIONS

Line 1: XXXX or XXXXX
Ecliptek Manufacturing Lot Code

MANUFACTURER ECLIPTEK CORP.	CATEGORY OSCILLATOR	SERIES EMK42	PACKAGE PLASTIC	VOLTAGE 2.5V	CLASS OS5J	REV. DATE 04/10
--------------------------------	------------------------	-----------------	--------------------	-----------------	---------------	--------------------